

**HIGHER QUALITY
BETTER SERVICE**

CERTTREE

QUESTION & ANSWER



Provide One Year
Free Update!

<https://www.certtree.com>

Exam : 70-342

**Title : Advanced Solutions of
Microsoft Exchange Server
2013**

Version : DEMO

1.Topic 1, Fabrikam, Inc

Overview

General Overview

Fabrikam, Inc., is a plastics manufacturer.

Fabrikam has an Exchange Server organization that contains only servers that have Exchange Server 2013 installed.

Physical Locations

Fabrikam has two main offices. The main offices are located in Tampa and Charlotte. The company has 8,000 users in each office.

Existing Environment

Active Directory Environment

Fabrikam has an Active Directory forest that contains one domain named fabrikam.com. Each office is configured as an Active Directory site.

The network contains four subnets. The subnets are configured as shown in the following table.

Subnet name	Active Directory site	Subnet
Subnet1	Tampa	192.168.1.0/24
Subnet2	Tampa	192.168.2.0/24
Subnet3	Charlotte	192.168.10.0/24
Subnet4	Charlotte	192.168.20.0/24

All of the traffic from Subnet1 is routable to Subnet3. All of the traffic from Subnet2 is routable to Subnet4. All client computers are on Subnet1 and Subnet3 only. Subnet 192.168.1.0/24 and subnet 192.168.10.0/24 are assigned as the MAPI network.

The network contains four domain controllers. The domain controllers are configured as shown in the following table.

Server name	Configuration	Office
DC1	<ul style="list-style-type: none">• All of the FSMO roles• Global catalog server• Enterprise certificate authority (CA)• Active Directory Rights Management Services (AD RMS)	Tampa
DC2	Global catalog server	Tampa
DC3	Global catalog server	Charlotte
DC4	Global catalog server	Charlotte

Network Infrastructure

The network contains the following components:

- Two 10-gigabits per second WAN links that connect the Tampa office and the Charlotte office. The links have a latency of less than 15 ms.
- One IP-PBX that is located in the Tampa office. The IP-PBX can use only unencrypted communications.

-An Internet connection in the Tampa office and an Internet connection the Charlotte office.

Exchange Environment

The network contains six servers that have Exchange Server 2013 installed. The servers are configured as shown in the following table.

Server name	Role	Office
EX1	Client Access server	Tampa
EX2	Mailbox server	Tampa
EX3	Mailbox server	Tampa
EX4	Client Access server	Charlotte
EX5	Mailbox server	Charlotte
EX6	Mailbox server	Charlotte

The Exchange Server environment has the following configurations:

- Two data loss prevention (DLP) policies named DLP_Finance and DLP_PII. DLP_Finance is based on a template named Financial Data - U.S. DLP_PII is based on a template named PII (U.S.).
- A mailbox database named UM that hosts only Unified Messaging (UM)-enabled mailboxes and is replicated between the Mailbox servers in the Tampa office only.
- A database availability group (DAG) named DAG1 that contains EX2, EX3, EX5, and EX6. DAG1 is configured to use DHCP to obtain an IP address.
- A Send connector named Tampa SMTP that uses SMTP1 as a smart host. The cost of the Tampa SMTP connector is 10.
- Mailbox servers in the Tampa office that provide outbound SMTP services to the Internet.
- A UM dial plan named UM1.
- An SMTP relay device named SMTP2 in the Charlotte office.
- An SMTP relay device named SMTP1 in the Tampa office.
- No client access services are published to the Internet.

Requirements

Exchange Server Issues

- The current Exchange Server environment has the following issues:
- Due to power failures, the Exchange servers unexpectedly fail, causing databases to fail over. During the database failovers, the preferred database is not activated, causing an unexpected distribution of active databases.
- An IRM template named No Print or Screenshot is deployed, but the template fails to prevent users from taking screenshots of email messages.

Technical Requirements

You identify the following technical requirements:

- Assign a static IP address to DAG1.
- Block all personally identifiable information (PII) data and financial data without exception.
- Prevent the forwarding of email messages sent by users who have a value of Legal in their Department field.
- Ensure that the members of a group named HR1 can search all of the mailboxes for sensitive email

content.

-Use Information Rights Management (IRM) to protect all of the voice mails left for the telephone number of the human resource (HR) department.

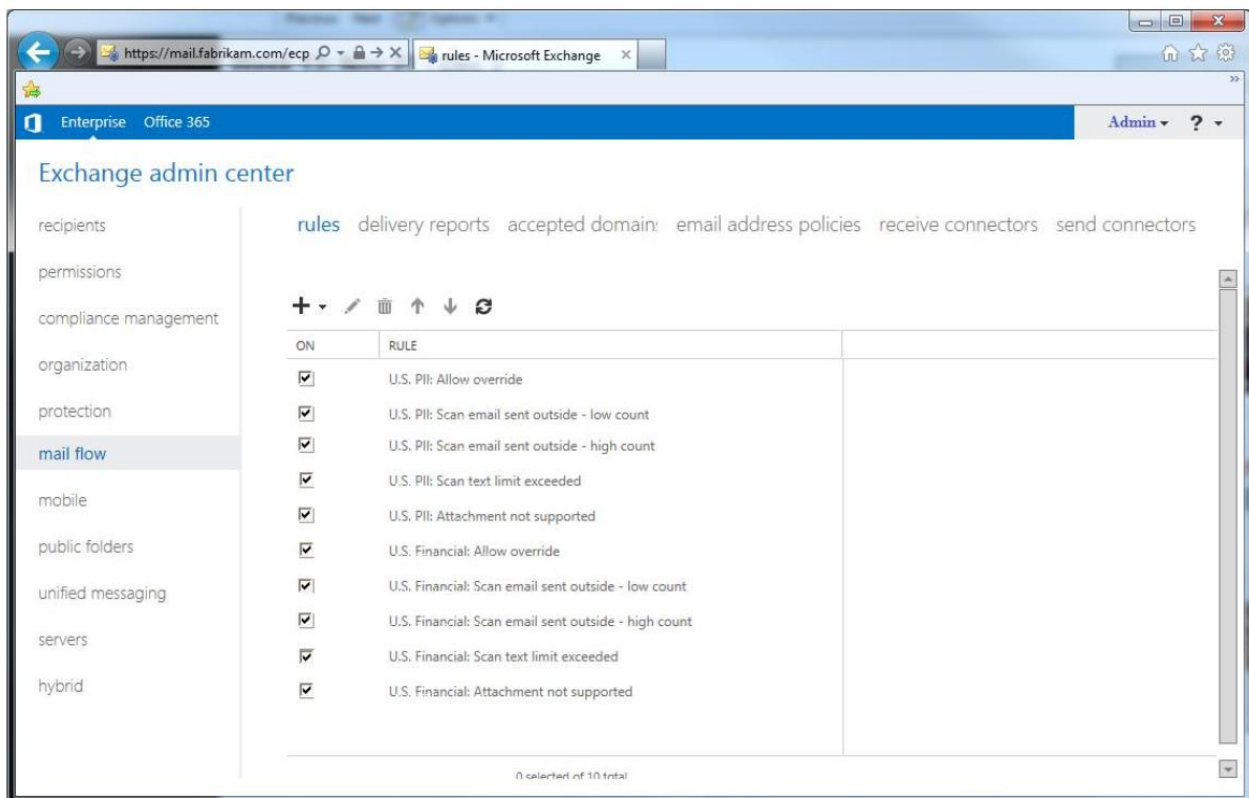
-Implement an archiving policy that moves all of the email messages from the mailbox folders to an Archive mailbox after 30 days and permanently deletes all of the email messages after 365 days.

HOTSPOT

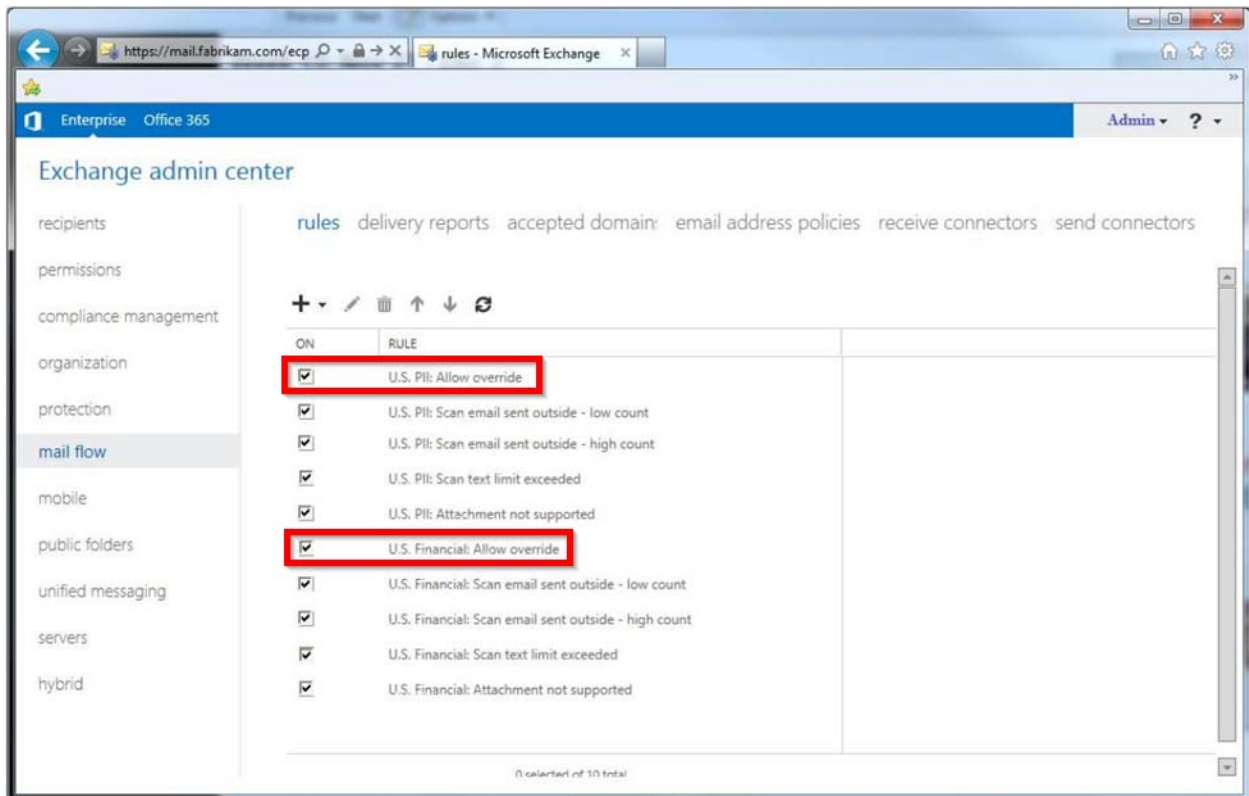
You need to configure transport rules to meet the technical requirements for the PII data and the financial data.

How should you configure the rules?

To answer, disable the appropriate rule or rules in the answer area.



Answer:



Explanation:

The question asks which rules should be DISABLED. We need to disable the two Allow Override rules and leave the rest in place.

2.The Internet link in the Tampa office will be unavailable during the weekend.

You need to ensure that all outbound email messages are sent from the Charlotte office during the planned outage.

What should you do?

- A. Modify the cost of the Tampa SMTP Send connector.
- B. Create a new mail exchanger (MX) record named SMTP2.fabrikam.com in the internal DNS zone.
- C. Modify the smart host of the Tampa SMTP Send connector.
- D. Modify the preference value of the fabrikam.com mail exchanger (MX) records.

Answer: C

Explanation:

Sometimes you need to route all your outbound emails through a SMTP smart host and not route them directly to the internet.

From scenario:

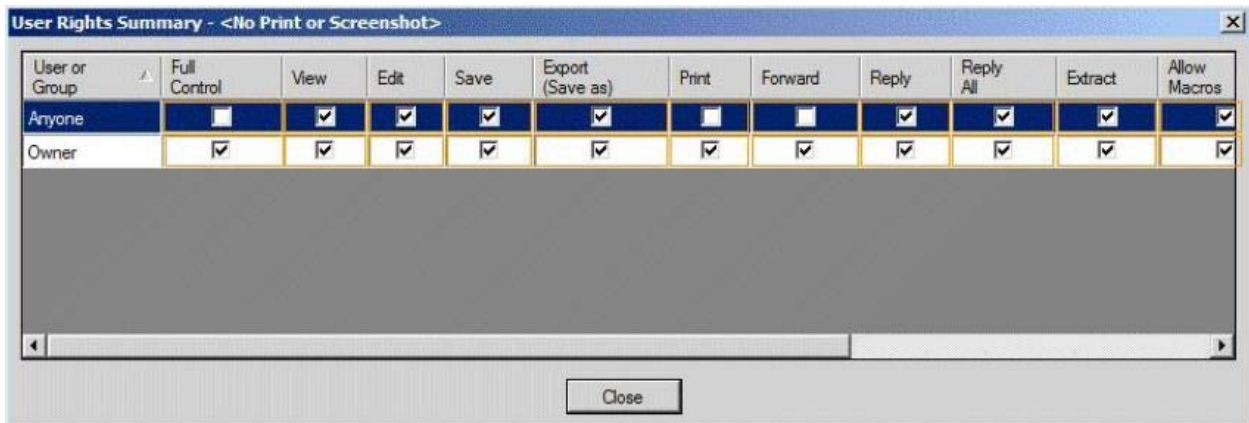
- * A Send connector named Tampa SMTP that uses SMTP1 as a smart host. The cost of the Tampa SMTP connector is 10.
- * Mailbox servers in the Tampa office that provide outbound SMTP services to the Internet.
- * An SMTP relay device named SMTP1 in the Tampa office.

3.HOTSPOT

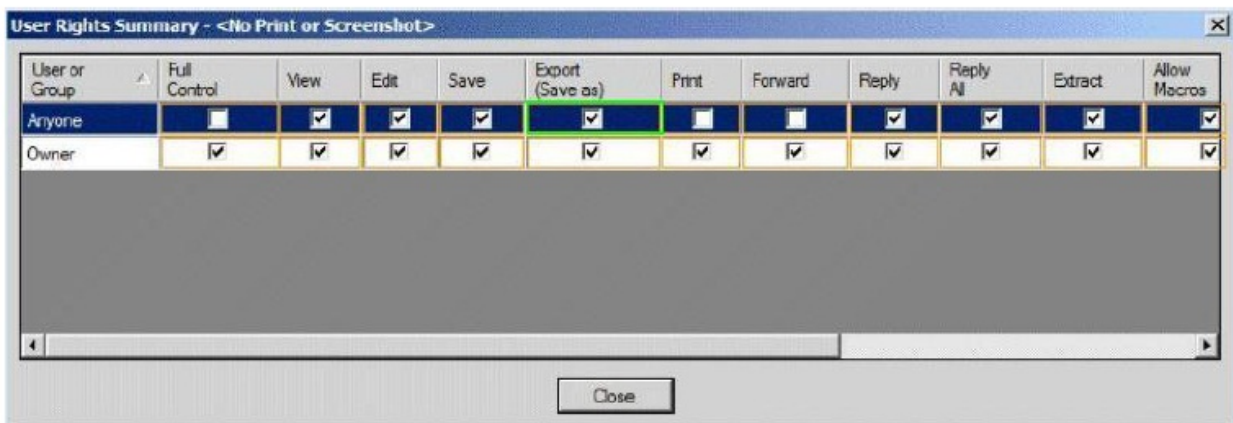
You need to resolve the IRM template issue.

Which user right should you modify?

To answer, select the appropriate user right in the answer area.



Answer:



4.You need to recommend a solution for the HR voice mail. The solution must meet the security requirements.

What should you recommend?

- A. Create a UM mailbox policy and associate the policy to UM1. Configure the voice mail protection settings of the UM mailbox policy. Create an auto attendant and link the auto attendant to UM1.
- B. Create a UM mailbox policy and associate the policy to a new dial plan. Configure the voice mail protection settings of the UM mailbox policy. Create an auto attendant and link the auto attendant to the new dial plan.
- C. Create a UM mailbox policy and associate the policy to a new dial plan. Configure the voice mail protection settings of the UM mailbox policy. Assign the UM mailbox policy to the mailbox of the HR department.
- D. Create a UM mailbox policy and associate the policy to UM1. Configure the voice mail protection settings of the UM mailbox policy. Assign the UM1 mailbox policy to the mailbox of the HR department.

Answer: D

Explanation:

* Scenario:

/ Use Information Rights Management (IRM) to protect all of the voice mails left for the telephone number of the human resource (HR) department.

/ There is a UM dial plan named UM1.

* The Protected Voice Mail feature is available with Exchange 2010 and later versions of Unified Messaging (UM). It can be configured on a UM mailbox policy.

* By default, a single UM mailbox policy is created every time you create a UM dial plan. The new UM mailbox policy is automatically associated with the UM dial plan, and part of the dial plan name is included in the display name of the UM mailbox policy. You can edit this default UM mailbox policy. You can create additional UM mailbox policies to apply a common set of settings for groups of users.

5. You need to recommend an Outlook protection rule solution to meet the technical requirements.

What should you recommend?

A. Create an Outlook protection rule and filter the rule based on the FromDepartment property. Apply the Do Not Forward protection template to the rule and enable the UserCanOverride setting.

B. Create an Outlook protection rule and filter the rule based on the FromDepartment property. Apply the Do Not Forward protection template to the rule and disable the UserCanOverride setting.

C. Create an Outlook protection rule and filter the rule based on the SentTo property. Apply the Do Not Forward protection template to the rule and disable the UserCanOverride setting.

D. Create an Outlook protection rule and filter the rule based on the SentTo property. Apply the Do Not Forward protection template to the rule and enable the UserCanOverride setting.

Answer: B

Explanation:

* Scenario:

Prevent the forwarding of email messages sent by users who have a value of Legal in their Department field.

* Use FromDepartment property and do not allow the user to override.